
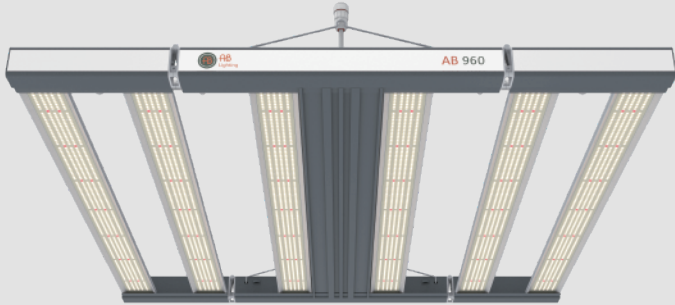


The AB 960W is a high-Intensity Top Lighting Solution which is designed for Indoor cannabis cultivation. It gives a High-PPFD level 1400-1500 $\mu\text{mol}/\text{m}^2/\text{s}$ in a 4x4ft to growers.





AB-960



SPECIFICATIONS

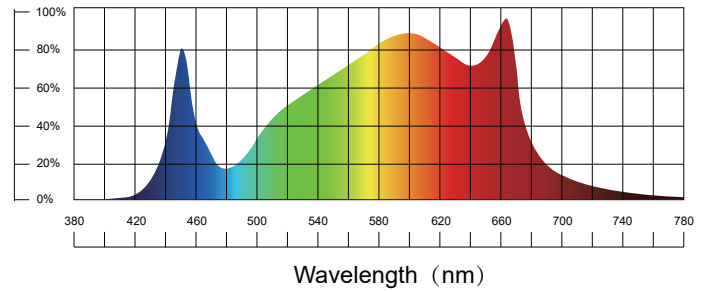
Model	AB-960
Light Source	LED
PPF/PBAR	2495 umol/s(400-700nm);2552 umol/s(280-800nm)
Input Power	960W
Efficacy	2.62umol/J(400-700nm);2.68umol/J(280-800nm)
Input Voltage	90-305V ^① 347V-480V ^②
Lifetime	>50,000 Hours
Dimming	0-10V
BTUs	3312
Mounting Height	6-8 inches
Fixture Dimensions	41.7" L x 42.2" W x 2.4" H
Fixture Weight	50.0lbs
Certification	ETL Certified & IP66, CE
Warranty	5 Year Warranty
Power Factor	>0.95

Max Amperage By Voltage Service

Voltage	120V	208V	240V	277V	347V	480V
Amperage	8.16A	4.71A	4.08A	3.54A	2.82A	2.04A

Series	MODEL	INPUT VOLTAGE	Beam Angle
AB	960W	1. 90-305V 2. 347-480V	120°

SPECTRA



DIMENSIONS

